

Irish Chain November Block of the Month

This version of the Irish chain is done with one block instead of the traditional two. This is a single Irish chain so the "open" area usually reserved for a quilt pattern is much smaller.

This month's colours are Blue and Green with a white background. Those of you who are making a quilt with the block of the month patterns will keep to your white or dark background. All references to the neutral colour will be called background.

Cut

- **Background:** 34" X 2" strip
 - 1 - 5 1/2" square cut twice on the diagonal for 4 QST.
 - 2 - 3 7/8" squares cut once on the diagonal for 4 HST.
- **Green:** 34" X 2" strip
- **Blue:** 1 - 4 3/4" square
 - 2 - 3 7/8" squares cut once on the diagonal for 4 HST.

Sew the background and green strips together, pressing toward the green strip. Then cut 16 - 2" units from the strip which you will sew together to form a 3 1/2" four patch. Use the seam line to stay square.




Make 8 four patches from the cut strips.



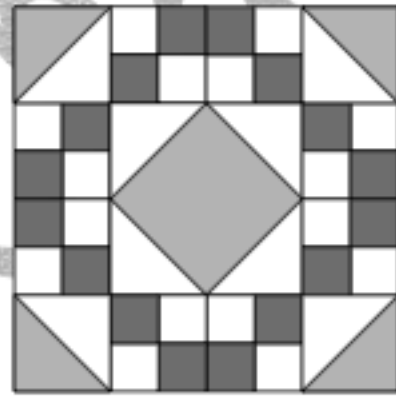
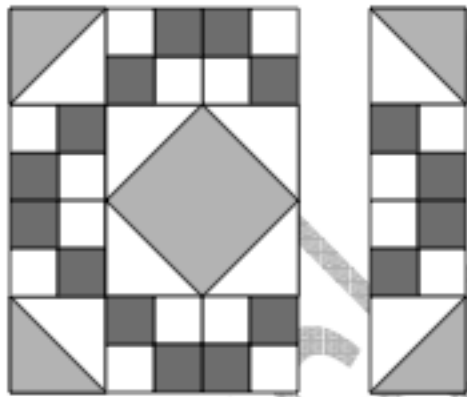

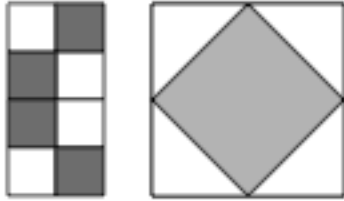
Sew the 4 background and blue half square triangles (HST) together, pressing towards the blue side.




Sew the quarter square background triangles (QST) to the 4 3/4" blue square.



Sew the units together.



NOVEMBER BLOCK OF THE MONTH



QUILTING PATTERN